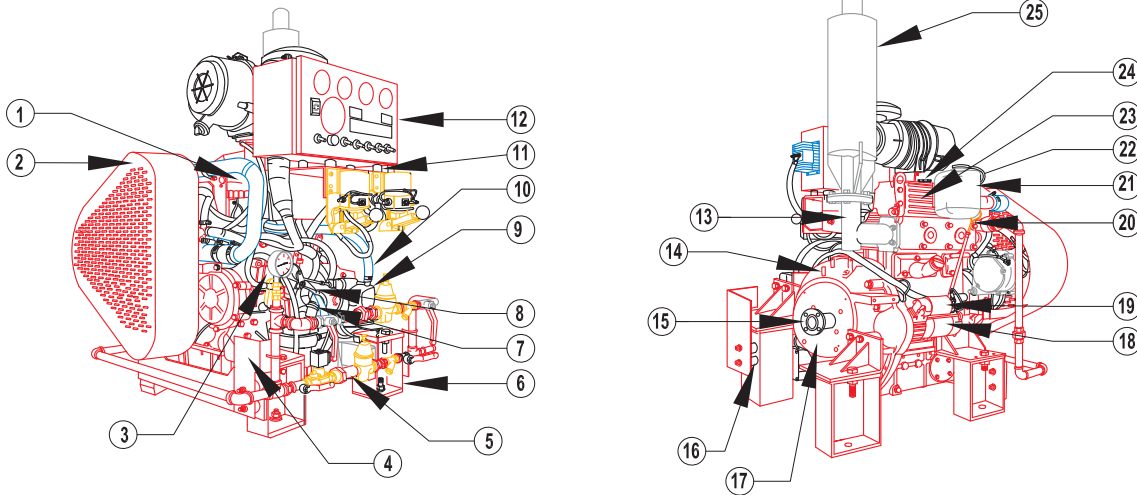


20 HP DIESEL ENGINE



Heat Exchanger Cooled, Naturally Aspirated
1.4 Liter, 3 Cylinder Engine



MATERIAL FEATURES & DETAILS

- | | |
|-----------------------------------|------------------------------|
| 1. fuel filter | 16. vibration pad |
| 2. safety guard front engine | 17. flywheel housing |
| 3. fuel feed pump | 18. starter motor |
| 4. mounting bracket cooling loop | 19. battery starter solenoid |
| 5. cooling loop piping | 20. dipstick gauge |
| 6. mounting bracket engine | 21. coolant expansion tank |
| 7. heater inlet connection | 22. coolant expansion tube |
| 8. oil pressure sensor | 23. heat exchanger assembly |
| 9. heater assembly | 24. pressure cap coolant |
| 10. heater outlet connection | 25. muffler |
| 11. isolator pad | |
| 12. instrumentation panel | |
| 13. exhaust outlet connection | |
| 14. magnetic pick up (rpm sensor) | |
| 15. flange fire pump drive | |

MODEL FC 3020-UL

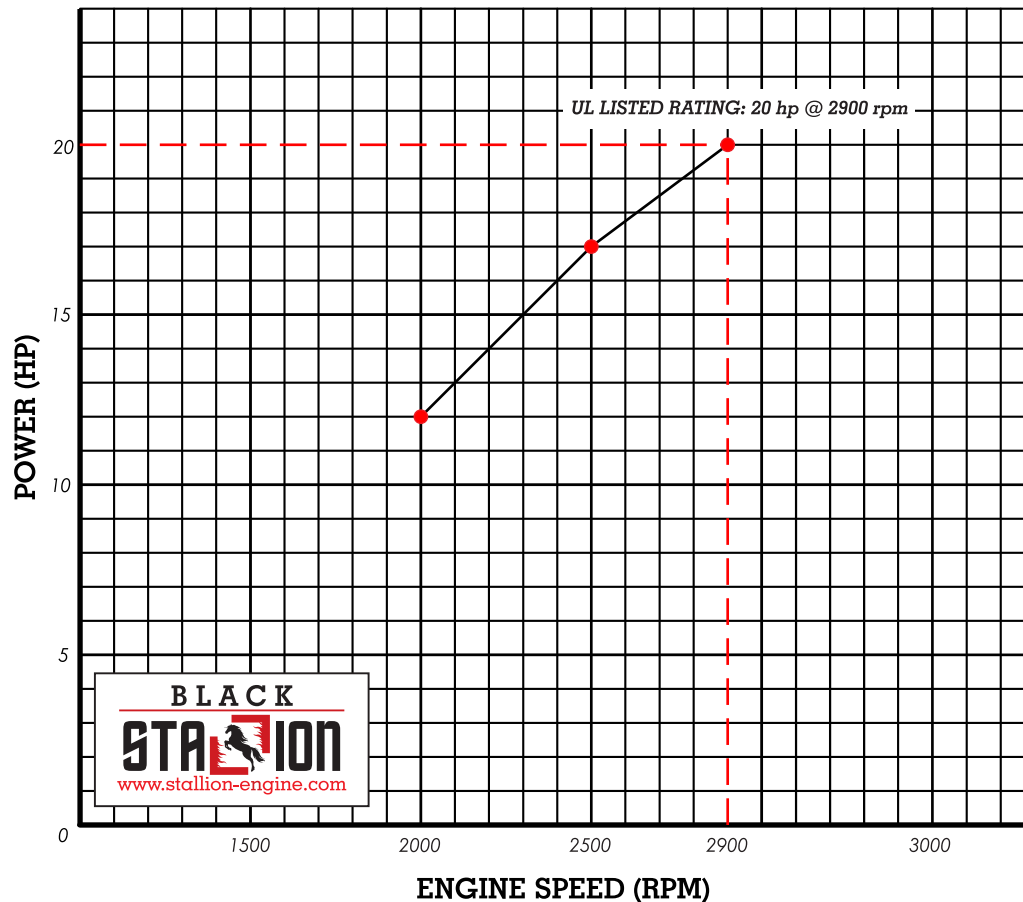
ITEM	DESCRIPTION
Air Filter	Disposable, Dry Type
Alternator	14V, 35 Amps
Coupling	Stub Shaft
Fuel Connections	Flexible, Supply and Return Lines
Fuel Filter	Spin-On Type w/ Water Separator
Fuel Injection System	In-line type, Gear Driven
Engine Heater	230V-AC, 750 Watts
Governor Speed	Constant Speed, Mechanical
Heat Exchanger	Water to Water, Shell to Tube type
Instrumentation Panel	Tachometer, Hourmeter, Water Temperature, Oil Pressure and Two (2) Voltmeters
Lube Oil Filter	Spin-On Type
Manual Start Control	On Instrument Panel
Overspeed Control	Electronic with Reset and Test on Instrument Panel
Raw Water Solenoid Operation	Automatic from Fire Pump Controller and from Engine Instrument Panel
Stop Solenoid	12V-DC Energized to Stop
Starters	ONE (1) 12VDC
Throttle Control	Adjustable Speed Control, Tamper Proof



MODEL FC 3020-UL

Heat Exchanger Cooled, Naturally Aspirated
1.4 Liter, 3 Cylinder Engine
20 HP Diesel Engine

PERFORMANCE CURVE



NOTE:
FOR USE IN FIRE PUMP APPLICATIONS ONLY.

ENGINE SPECIFICATION

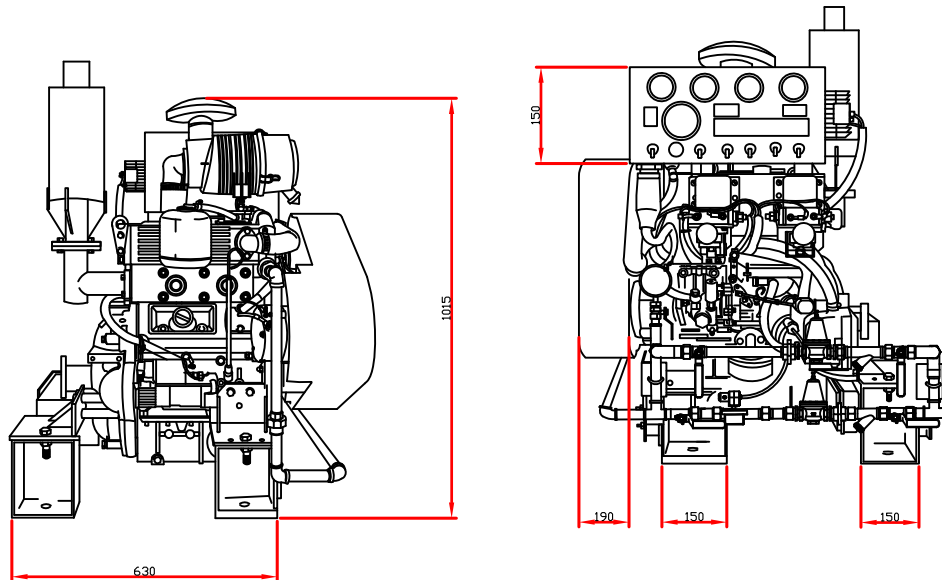
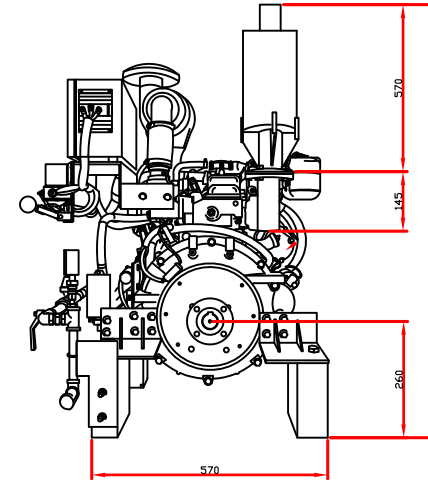
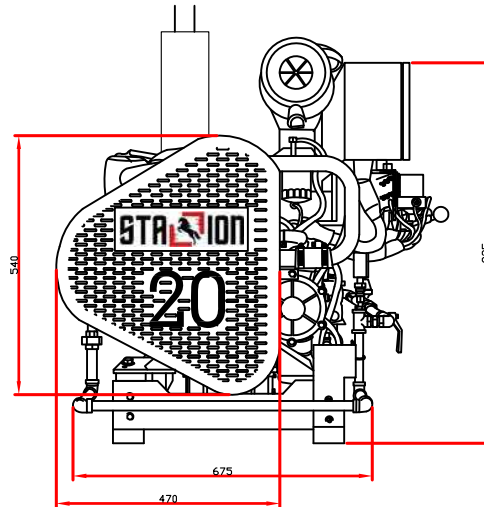
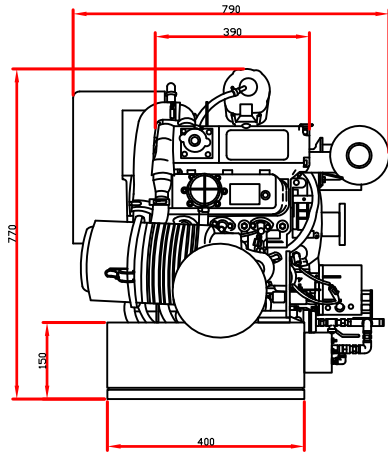
ITEM	DESCRIPTION
Speed	2900 RPM
Rated Power	20 HP
Number of Cylinders	3
Aspiration	Naturally Aspirated
Rotation*	Clockwise
Weight – kg (lb)	290 kg. (639.34 lb)
Compression Ratio	17 : 1
Displacement	1357 cc
Engine Type	4 Stroke Cycle - Inline Construction
Bore & Stroke	80 mm X 90 mm
Fuel Consumption	5.4878 Kg./Hr
Voltage	12 VOLTS
Exhaust Temperature	550°C
Back Pressure	Not more than 15 Kpa
Raw Water Inlet Size	½ inch
Max. Raw Water Pressure	60 psi
Min. Raw Water Flow	5 gpm
Water Jacket Heater Size	750 W, 240 VAC

* ROTATION VIEWED FROM HEAT EXCHANGER/FRONT OF ENGINE

- Each engine is factory tested to verify power and performance.
- Engines are to be used for stationary emergency standby fire pump service only. Engines are to be tested in accordance with NFPA 25.
- Engines are rated at standard SAE conditions of 29.61 in. (752.1 mm) Hg barometer and 77°F (25°C) inlet air temperature (approximates 300 ft (91.4 m) above sea level) by the testing laboratory (see SAE Standard J 1349).
- A deduction of 3 percent from engine horsepower rating at standard SAE conditions shall be made for diesel engines for each 1000 ft. (305 m) altitude above 300 ft. (91.4 m)
- A deduction of 1 percent from engine horsepower rating as corrected to standard SAE conditions shall be made for diesel engines for every 10°F (5.6°C) above 77°F (25°C) ambient temperature.

MODEL FC 3020-UL

Heat Exchanger Cooled, Naturally Aspirated
1.4 Liter, 3 Cylinder Engine
20 HP Diesel Engine



NOMENCLATURE	FC 3020-UL		
	STALLION BASE MODEL	NO. OF CYLINDERS	RAW HP
			UL LISTED

BLACK

STALLION

www.stallion-engine.com

*NOTE:
DRAWINGS SUBJECT TO CHANGE WITHOUT NOTICE*



BLACK

STALLION
www.stallion-engine.com

